A. Chile

STATE DEFENCE COUNCIL

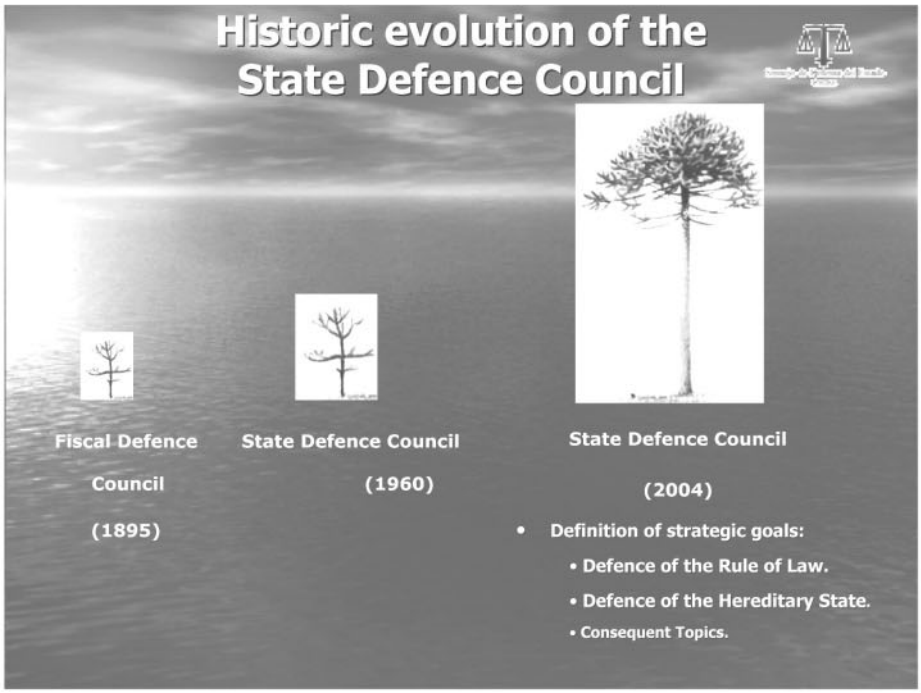
Historic evolution of the State Defence Council
Fiscal Defence Council (1895)
State Defence Council (1960)
State Defence Council (2004)
• Definition of strategic goals:
• Defence of the Rule of Law.
• Defence of the Hereditary State.
• Consequent Topics.

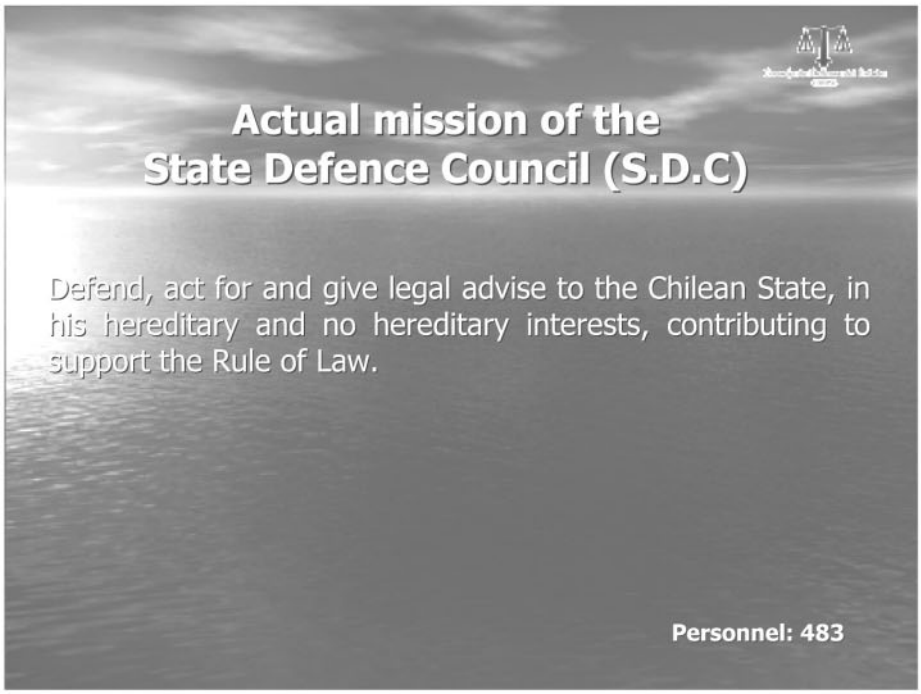
Actual mission of the
State Defence Council (S.D.C)
Defend, act for and give legal advise to the Chilean State, in his hereditary and no hereditary interests, contributing to support the Rule of Law.
Personnel: 483

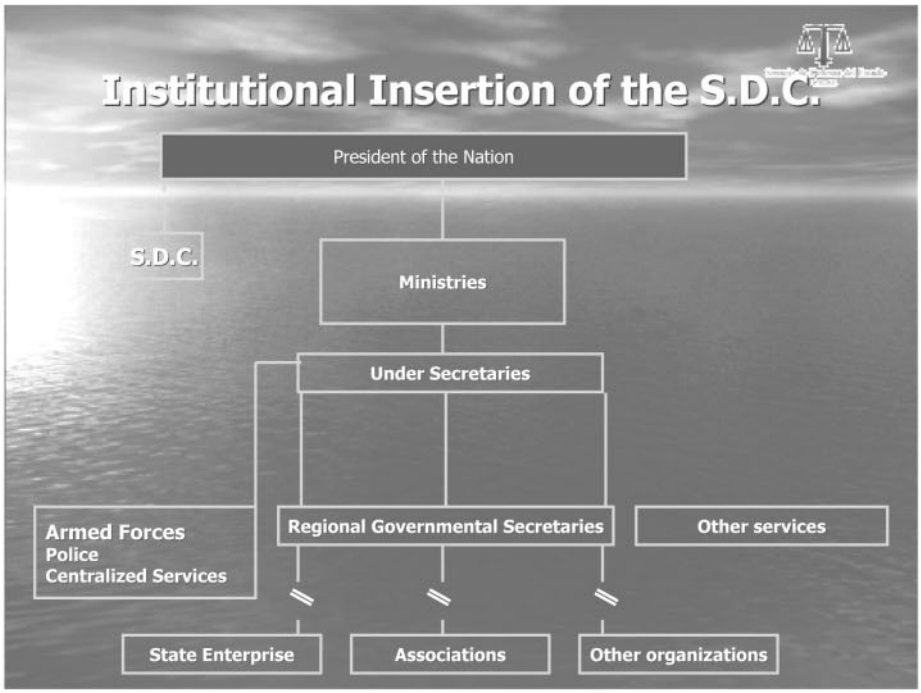
Institutional Insertion of the S.D.C.
President of the Nation
S.D.C.
Ministries
Under Secretaries
Armed Forces
Police
Centralized Services
Regional Governmental Secretaries
Other services
State Enterprise
Associations
Other organizations

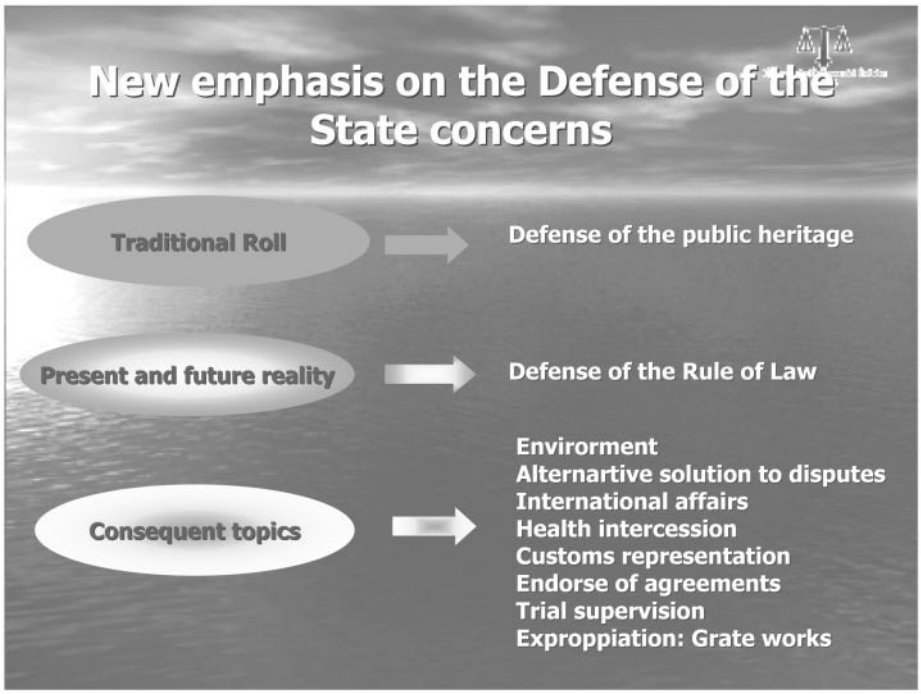
New emphasis on the Defense of the State concerns
Traditional Roll
Defense of the public heritage
Present and future reality
Defense of the Rule of Law
Consequent topics
Envirorment
Alternartive solution to disputes
International affairs
Health intercession
Customs representation
Endorse of agreements
Trial supervision
Exproppiation: Grate works


Consequent topic: Environment
Forest
Species
• Animals and vegetables
• Humandbeing
Cultural heritage
Waters
• Maritime
• Surface and subsurface
• Continental or terrestrial
• Fluvial and lacustrine
Land
Ecosystems
Air

Judicial effectiveness index
December 2004
State requested amount
USD $ 337 millions
Fulfil amount
USD $ 6 millions
Avoid amount
USD $ 331 millions
Porcentage avoided to the State
98%

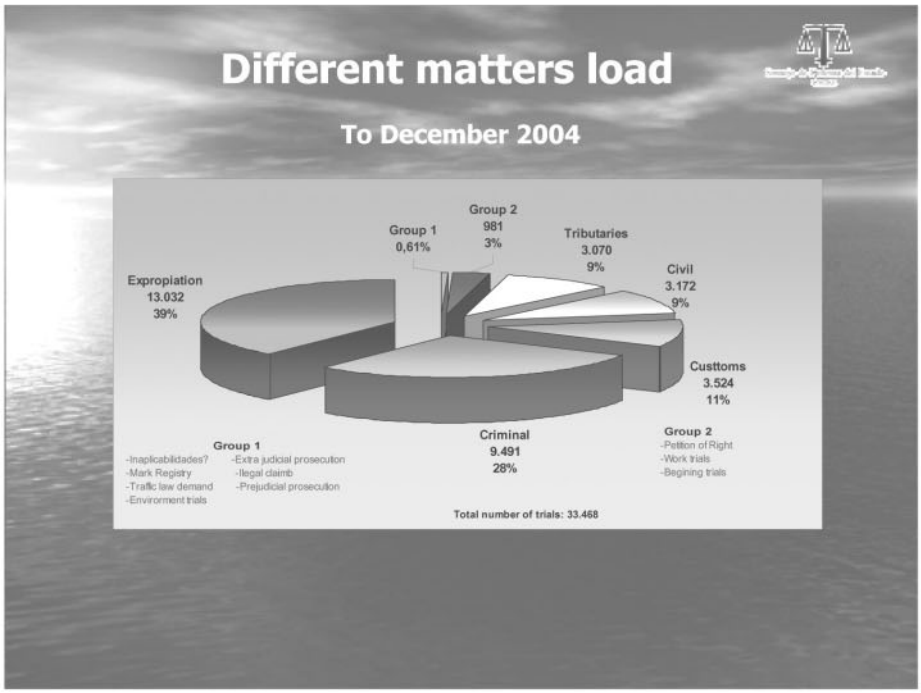
Different matters load
To December 2004
Group 1
0,61%
Group 2
981
3%
Tributaries
3.070
9%
Civil
3.172
9%
Expropiation
13.032
39%
Custtoms
3.524
11%
Criminal
9.491
28%
Group 1
-Inaplicabilidades?
-Mark Registry
-Traffic law demand
-Enviroment trials
-Extra judicial prosecution
-Ilegal claimb
-Prejudicial prosecution
Group 2
-Petition of Right
-Work trials
-Begining trials
Total number of trials: 33.468

Total Amount of Contentions

To December 2004

Contens	Amount	% of Amount	Number of Trials
Tributaries claimbs	5.070.636.444	39%	3.070
Damage reparations	4.198.173.202	32%	976
Expropriate claimbs	2.180.527.150	17%	2.603
A propriations	350.724.975	3%	16.730
	USD 11.800.061.770	**90%**	**23.379**
Others	1.260.346.652	10%	10.089
	USD 13.060.408.422	**100%**	**33.468**

Total
USD$ 13.060.408.422(*)
Equivalent to 20% of the Gross National Product

(*) GNP 2003 USD$ 68.629.255.685

Damage reparation State request

Year	Amount requested	Amount paid	% Avoided Payment
2003	$ 123.471.903.152	$ 2.506.768.680	98%
2004	$ 202.365.509.798	$ 3.745.811.370	98%

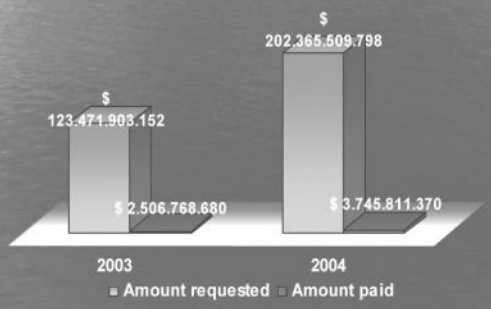

Action of Protection of Civil Liberties other than Personal Liberty

(Petition of Right)

Year	Advantage ous	Unfavourable	Efectiveness %
2003	122	13	90%
2004	97	22	82%

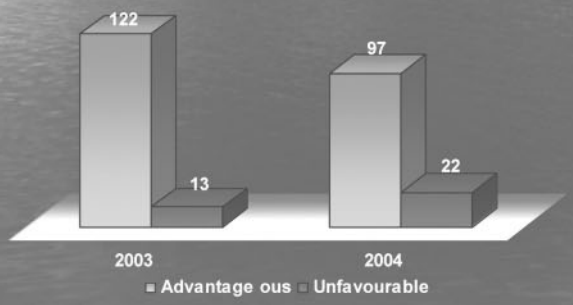

Final decisions in Matters of Legality of Administrative Acts
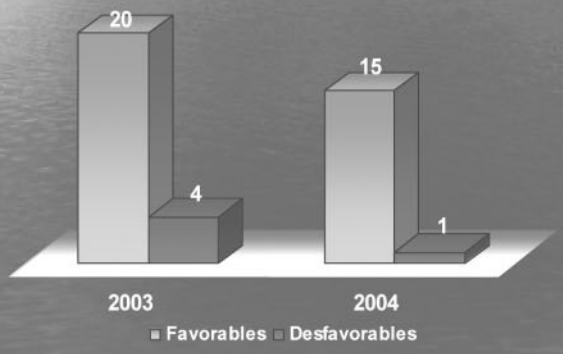
Year	Advantage ous	Unfavourable	Efectiveness %
2003	20	4	83%
2004	15	1	94%